

LT9712 --- Product Brief

Dual-Port MIPI DPHY/CPHY to DP1.4a and HDMI2.1 or 8-Lane eDP/eDPx Converter

1. Features

● Dual-Port MIPI® DSI/CSI Receiver

- Compliant with D-PHY2.1 & DSI-2 1.0 & CSI-2 2.0
 - 2-port, 1 clock lane and 1/2/3/4 configurable data lanes per port
 - Up to 2.5Gbps per data lane
- Compliant with C-PHY1.2 & DSI-2 1.0 & CSI-2 2.0
 - 2.5Gbps per data trio
 - Total 6 configurable data trios
 - ✧ 1-port 1/2/3-trio
 - ✧ 2-port 1/2/3-trio
 - ✧ 3-port 1/2-trio
 - ✧ 4-port 1-trio
- Support up to 8K@30Hz YUV422 8bit for CSI D-PHY 8lanes mode
- Support up to 4K@120Hz
- Support up to 8K@60Hz DSC pass-through
- DSI Support 16/20/24-bit YCbCr4:2:2, 16/18/24/30/36-bit RGB
- CSI Support RGB888/666/565, YUV422 8/10bit, YUV420 8bit(legacy)
- Support side by side 3D

● DP1.4a/eDP1.5 Transmitter

- Compliant with DisplayPort specification 1.4a for 1.62Gbps, 2.7Gbps, 5.4Gbps, 8.1Gbps
- Compliant Embedded DisplayPort specification version 1.5
- Support DisplayPort 1/2/4 lanes
- Support HDCP 1.3/2.3
- Support HDCP repeater
- Support RGB 6/8/10/12 bpc, YCbCr4:4:4/YCbCr4:2:2/ YCbCr4:2:0 8/10/12 bpc
- Support up to 8K@30Hz RGB 6bpc, YCbCr4:2:2 10 bpc or YCbCr4:2:0 12 bpc

- Support up to 4K@144Hz RGB 6bpc, YCbCr4:2:2 10 bpc or YCbCr4:2:0 12 bpc
- Support up to 8K@60Hz DSC pass-through
- Support HDR10
- Support FEC
- Support Adaptive-Sync
- Support ASSR for eDP
- Support Horizontal Blanking Expansion
- Support SSC
- MCCS over AUX channel

● HDMI2.1 Transmitter

- Data rate up to 12Gbps
- Support HDCP 1.4/2.2/2.3
- Support HDCP repeater
- Support RGB 8/10/12 bpc, YCbCr4:4:4/ YCbCr4:2:2/ YCbCr4:2:0 8/10/12 bpc
- Support up to 8K@30Hz RGB/YCbCr4:4:4/ YCbCr4:2:2 8bpc or YCbCr4:2:0 12 bpc
- Support up to 4K@120Hz RGB/YCbCr4:4:4/ YCbCr4:2:2 8bpc or YCbCr4:2:0 12 bpc
- Support up to 8K@60Hz DSC pass-through
- Support static HDR10
- Support FEC
- Support CEC

● eDPx Transmitter

- Support data rate up to 3.7125Gbps
- Support 1/2/4/8 pairs
- Support 1/2/4 sections
- Support RGB/YCbCr 8/10/12 bpc
- Support up to 4K@60Hz
- Support SSC

● USB Type-C

- Compliant with VESA DisplayPort alt mode on USB Type-C standard 1.0

- DP alt mode only support pin assignment C and E
- Compliant with USB power delivery specification 3.0
- Compliant with USB Type-C cable and connector specification 1.3
- Built-in CC logic and PD controller for charger or normal communication
- Data roles supported: DFP
- Power Roles Supported: source, sink and DRP
- Support USB Billboard

● Digital Audio Input

- I2S interface supports up to 8-channel audio, with sample rates of 32~192 KHz and sample sizes of 16~24 bits
- SPDIF interface supports PCM, Dolby digital, DTS digital audio at up to 192KHz frame rate
- Compliant with IEC60958 or IEC61937

● Miscellaneous

- CSC: RGB <-> YUV444 <-> YUV422<-> YUV420
- Hactive up to 10K
- Integrated 100/400KHz I2C slave
- External oscillator 25MHz, +/-50ppm
- Integrated microprocessor
- Embedded SPI flash for firmware and HDCP keys
- Firmware update through SPI or I2C or USB interface
- Power supply: 3.3V, 1.8V and 1.1V

2. General Description

LT9712 is a high performance Dual-Port MIPI DPHY/CPHY to DP1.4 and HDMI2.1 or 8-Lane eDP/eDPx converter.

For MIPI DPHY input, LT9712 can be configured as 2 Ports and 1/2/3/4 lanes per port. Up to 12dB equalization makes it suitable for long distance application and the maximum data rate is 2.5Gbps.

For MIPI CPHY input, LT9712 has 6 data lanes up to

2.5Gbps per data lane, it can be configured as 1/2/3/4 ports. The maximum equalization is 12dB.

For HDMI2.1 output, LT9712 can be configured as 3/4 lanes. The maximum bandwidth is up to 48Gbps. It allow for the highest resolutions of 8K@30Hz or 8K@60Hz with compression data.

For DP1.4a/ eDP1.5 output, it consists of 4 data lanes, supporting 1.62Gbps, 2.7Gbps, 5.4Gbps and 8.1Gbps link rate. The build-in optional SSC function reduces EMI effect. It allow for the highest resolutions of 4K@144Hz or 8K@60Hz with compression data. It can be configured as 8 data lanes for eDP output.

In order to be adaptable to the latest USB Type-C system, LT9712 integrates CC logic and PD controller to relieve mobile system design complexity and BOM cost.

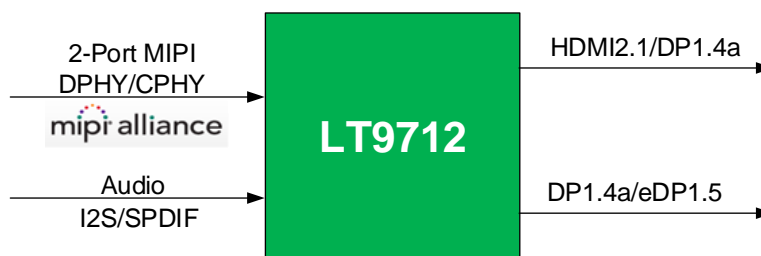
For eDPx output, it consists of 8 data lanes, with operating at maximum 3.7125Gbps per lane, can support 4K@60Hz.

Two digital audio input interfaces are available, I2S and SPDIF. The I2S interface supports 8-ch LPCM and the SPDIF interface supports 2-ch LPCM or compressed audio, both at maximum 192 KHz sample rate.

The device is capable of automatic operation which is enabled by an integrated microprocessor that uses an embedded SPI flash for firmware storage. System control is also available through the configuration I2C slave interface.

3. Applications

- Notebook
- PC
- Video conference
- In-Vehicle Infotainment
- Display monitor



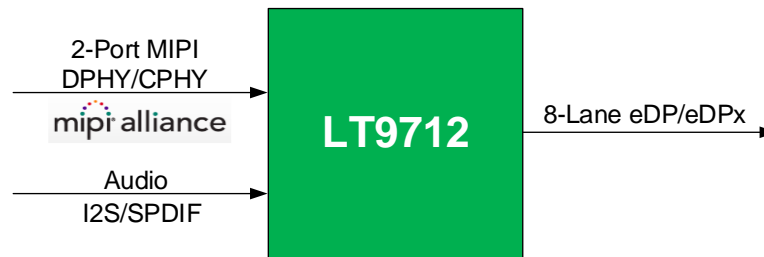


Figure 3.1 Application Diagram

4. Ordering Information

Table 4.1 Ordering Information

Product Name	Part Number	Product Status	Package	Bonding Wire	Grade	Operating Temperature Range	Stack Die Option	Packing Method	MPQ
LT9712	LT9712_U1Q02CED	Preview	QFN88 (10*10)Saw	Cu	E	TBD	D	Tray	1680pcs

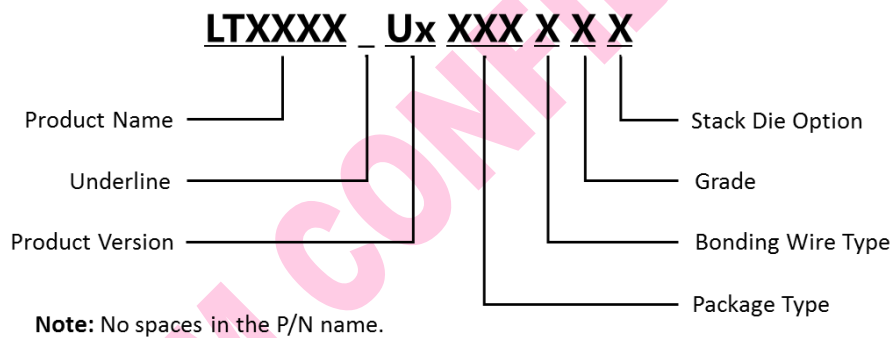


Figure 4.1 Part Number Naming Rules

Copyright © 2024 Lontium Semiconductor Corporation, All rights reserved.

Lontium Semiconductor Proprietary & Confidential

This document and the information it contains belong to Lontium Semiconductor. Any review, use, dissemination, distribution or copying of this document or its information outside the scope of a signed agreement with Lontium is strictly prohibited.

LONTIUM DISCLAIMS ALL WARRANTIES, EXPRESSED OR IMPLIED, INCLUDING THOSE OF NONINFRINGEMENT, MERCHANTABILITY, TITLE AND FITNESS FOR A PARTICULAR PURPOSE. CUSTOMERS EXPRESSLY ASSUME THEIR OWN RISK IN RELYING ON THIS DOCUMENT.

LONTIUM PRODUCTS ARE NOT DESIGNED OR INTENDED FOR USE IN LIFE SUPPORT APPLIANCES, DEVICES OR SYSTEMS WHERE A MALFUNCTION OF A LONTIUM DEVICE COULD RESULT IN A PERSONAL INJURY OR LOSS OF LIFE.

Lontium assumes no responsibility for any errors in this document, and makes no commitment to update the information contained herein. Lontium reserves the right to change or discontinue this document and the products it describes at any time, without notice. Other than as set forth in a separate, signed, written agreement, Lontium grants the user of this document no right, title or interest in the document, the information it contains or the intellectual property in embodies.

Trademarks

Lontium™ 龙迅™ and ClearEdge™ is a registered trademark of Lontium Semiconductor. All other brand names, product names, trademarks, and registered trademarks contained herein are the property of their respective owners.

Visit our corporate web page at: www.lontiumsemi.com

Technical support: support@lontium.com

Sales: sales@lontium.com