

# LT934C --- Product Brief

## Automotive Deserializer Series

### 1. Features

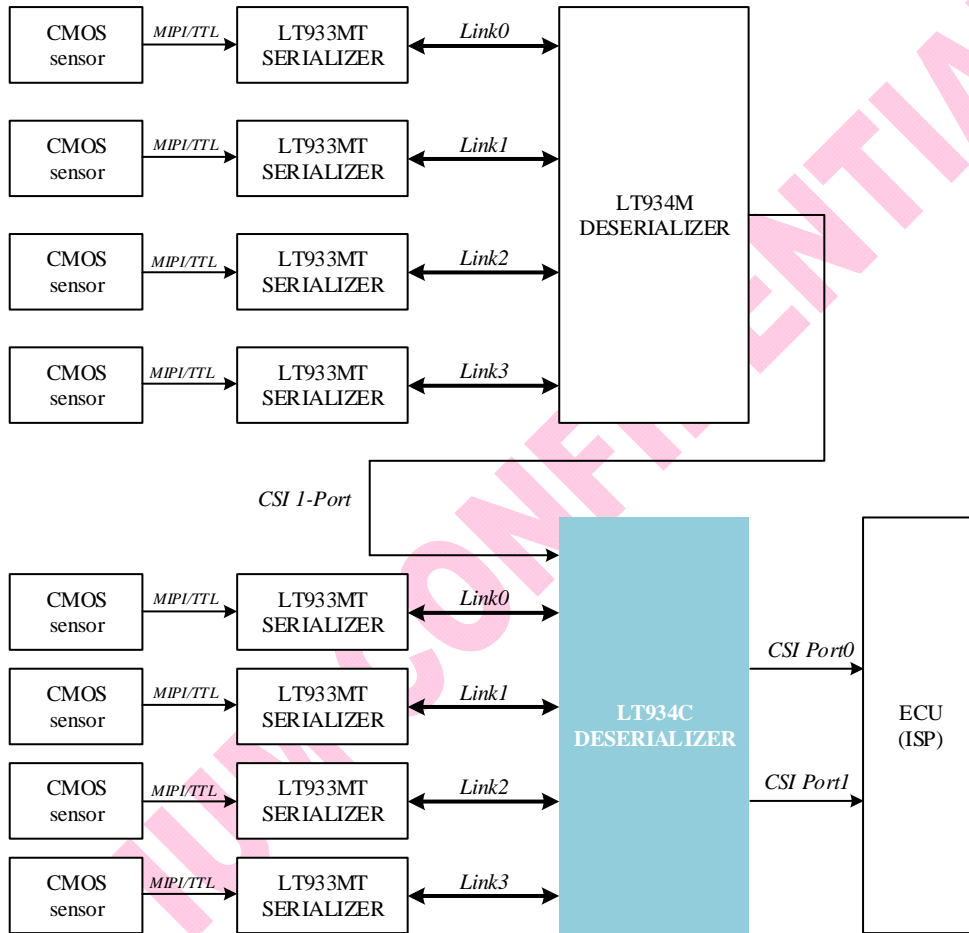
- **MIPI DSI/CSI Transmitter**
  - Compliant with D-PHY1.2 & DSI 1.3 & CSI-2 1.3
  - 1/2 configurable port
  - 16 virtual channel
  - 1 clock lane and 1/2/4 configurable data lanes; 2.5Gbps per data lane
- **LVDS Transmitter**
  - Compliant with VESA, JEIDA
  - 1/2 configurable port with 1 clock lane and 4 data lanes per each port
  - Configurable sync code detected
  - data rate up to 1.2Gbps
- **TTL Transmitter**
  - 20-lane SDR/DDR Sampling Support
  - Max Pixel Clock 74.25MHz
- **Automotive Display Port Transmitter**
  - 1/2 configurable link
  - Bidirectional transmission with maximum 8.1Gbps/lane forward data channel and max 29.7Mbps back control channel.
  - Transmit video, I2C data and audio on the forward data channel with scrambling, DC balance and FEC
  - Carry I2C data and interrupt from back control channel with DC balance and ECC
  - Maximum 5m transmission distance for 8.1Gbps, and maximum 15m transmission distance for lower speed, depending on the attenuation of cable.
  - Typical resolution 4K RGB888 60Hz with 2 lanes
- **MIPI DSI/CSI Receiver**
  - Compliant with D-PHY1.2 & CSI-2 1.3
  - 1 clock lane and 1/2/4 configurable data lanes; 2.5Gbps per data lane
- **Automotive Display Port Receiver**
  - 1/2/3/4 configurable port and single link for each port
  - Bidirectional transmission with maximum 8.1Gbps forward data channel and max 29.7Mbps back control channel on each single link
  - Receive video, I2C data from the forward data channel with scrambling, DC balance and FEC
  - Transmit reference clock, I2C data, interrupt and frame sync on back control channel with DC balance and ECC
  - Maximum 5m transmission distance for 8.1Gbps, and maximum 15m transmission distance for lower speed, depending on the attenuation of cable
  - Typical resolution 1080P 24bit 60fps
- **Miscellaneous**
  - SSC for transmitter
  - Interrupt output
  - Camera Synchronization
  - Temperature and Voltage sensing
  - Integrated 100KHz,400KHz, 1MHz I2C master and slave
  - External 27MHz oscillator
  - 1.8V, 1.2V power for core and 1.8/3.3V power for IO
  - POC/POE
  - AEC-Q100 Grade 2

### 2. General Description

The LT934M deserializer is a part of Lontium's long distance video transmission family for Advanced Driver Assistance Systems(ADAS), designed to provide a solution for multi MIPI, TTL sensor transmission. The chip delivers maximum four 8.1Gbps forward data channels and back control channels and supports power over the cables. Together with a compatible serializer, each video can be transmitted with a maximum 15m coaxial(POC) or STP cable.

### 3. Applications

- Advanced Driver Assistance Systems(ADAS)
  - Surround View System
  - Front and Rear Image Sensor
  - Daisy chain panel



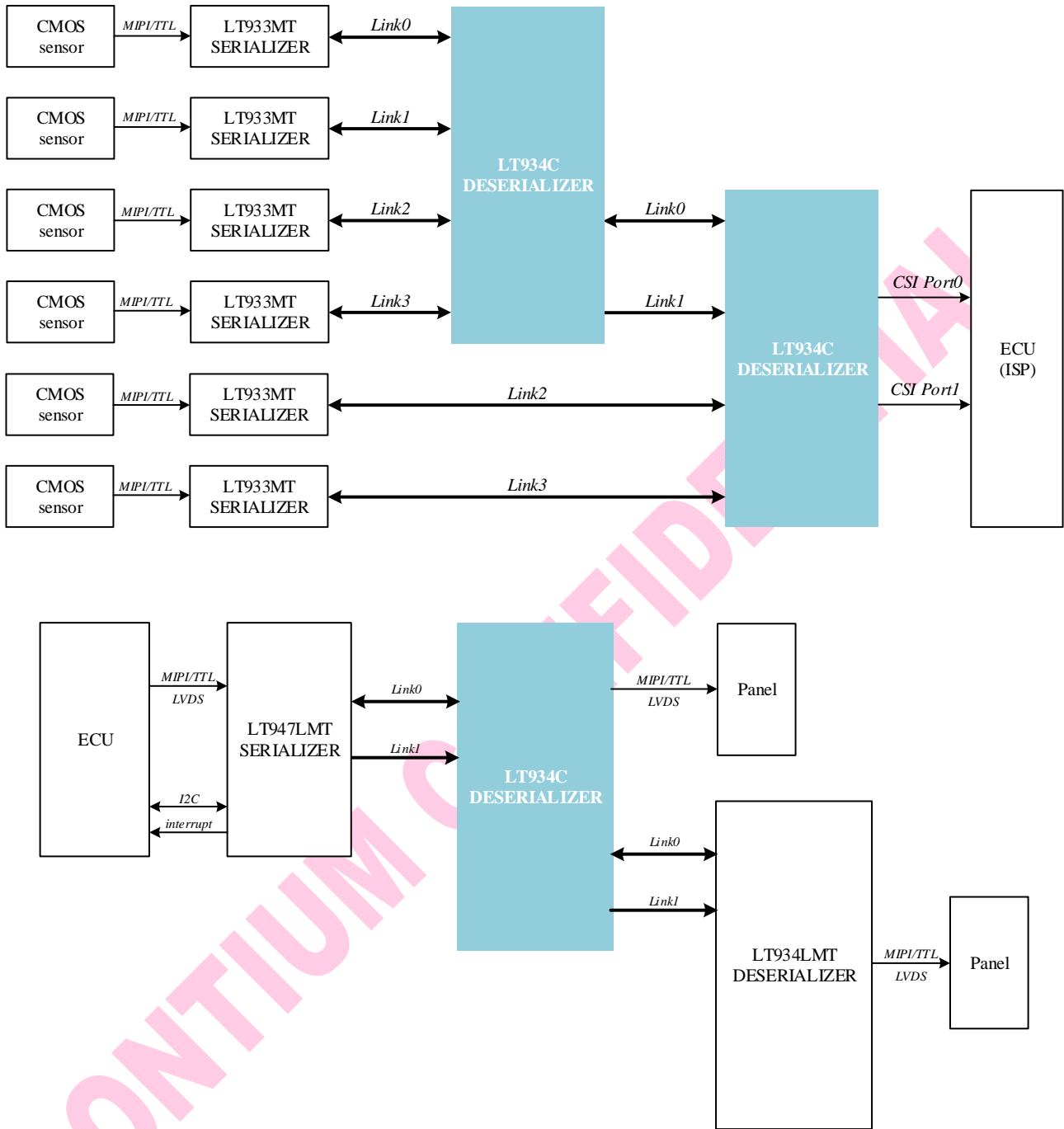
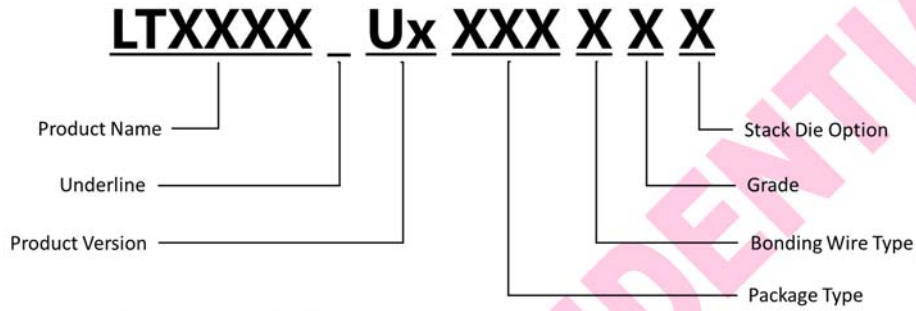


Figure 3.1 Application Diagram

## 4. Ordering Information

Table 4.1 Ordering Information

Product Name	Part Number	Product Status	Package	Bonding Wire	Grade	Operating Temperature Range	Stack Die Option	Packing Method
LT934C	LT934C_U1Q07AAN	Preview	QFN76 (9*9)Saw	Au	A	-40°C to +105°C	N	Tray



Note: No spaces in the P/N name.

Figure 4.1 Part Number Naming Rules

Copyright © 2023 Lontium Semiconductor Corporation, All rights reserved.

### **Lontium Semiconductor Proprietary & Confidential**

This document and the information it contains belong to Lontium Semiconductor. Any review, use, dissemination, distribution or copying of this document or its information outside the scope of a signed agreement with Lontium is strictly prohibited.

LONTIUM DISCLAIMS ALL WARRANTIES, EXPRESSED OR IMPLIED, INCLUDING THOSE OF NONINFRINGEMENT, MERCHANTABILITY, TITLE AND FITNESS FOR A PARTICULAR PURPOSE. CUSTOMERS EXPRESSLY ASSUME THEIR OWN RISK IN RELYING ON THIS DOCUMENT.

LONTIUM PRODUCTS ARE NOT DESIGNED OR INTENDED FOR USE IN LIFE SUPPORT APPLIANCES, DEVICES OR SYSTEMS WHERE A MALFUNCTION OF A LONTIUM DEVICE COULD RESULT IN A PERSONAL INJURY OR LOSS OF LIFE.

Lontium assumes no responsibility for any errors in this document, and makes no commitment to update the information contained herein. Lontium reserves the right to change or discontinue this document and the products it describes at any time, without notice. Other than as set forth in a separate, signed, written agreement, Lontium grants the user of this document no right, title or interest in the document, the information it contains or the intellectual property it embodies.

### **Trademarks**

Lontium™ 龙迅™ and ClearEdge™ is a registered trademark of Lontium Semiconductor. All other brand names, product names, trademarks, and registered trademarks contained herein are the property of their respective owners.

Visit our corporate web page at: [www.lontiumsemi.com](http://www.lontiumsemi.com)

Technical support: [support@lontium.com](mailto:support@lontium.com)

Sales: [sales@lontium.com](mailto:sales@lontium.com)